

Colonial First State Wholesale Future Leaders Fund

Monthly Factsheet

31 October 2020

For Adviser use only

Portfolio Description

The Fund invests in a broad selection of Australian listed companies, with a market capitalisation of more than \$200 million at the time of initial investment, but outside of the S&P/ASX 50 Index.

Investment Strategy

We believe stronger returns are achieved by investing in growing companies that generate consistent returns and reinvest above their cost of capital. In-depth industry, stock and valuation analysis is the foundation of our process. Management quality and balance sheet strength are critical in identifying smaller companies able to withstand short-term shocks. The fund predominantly invests in such Australian companies that also have earnings growth and high/improving returns on invested capital.

Investment Objective

To provide long-term capital growth by investing predominantly in small Australian companies. The Fund aims to outperform the S&P/ASX Small Ordinaries Accumulation Index over rolling 3-year periods before fees/taxes.

Key Investment Personnel and Experience (Industry / Firm)

Tim Canham	Portfolio Manager	(1991 / 2000)
Wik Farwerck	Portfolio Manager	(1997 / 2006)

Product Overview

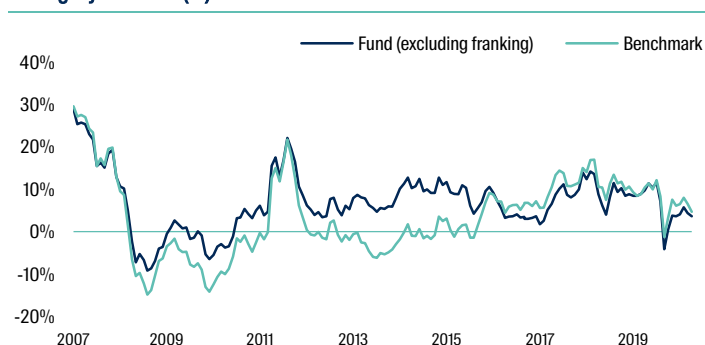
APIR code	FSF0469AU
Inception date	13 July 2004
Fund Size (AS)	25 million
Benchmark	S&P/ASX Small Ordinaries Accumulation Index
Number of stock holdings	52
Buy / Sell spread	0.20% / 0.20%
Minimum investment (AS)	5,000
Management cost (p.a.)*	1.31%

* Information on Management Costs (including estimated indirect costs) is set out in the Fund's PDS.

Performance Summary (%)

Period	1mth	3mth	1yr	3yr	5yr	7yr	10yr	SI
Net return	1.9	9.5	-4.1	3.6	5.4	4.8	5.7	8.2
Benchmark return	0.5	4.7	-2.4	4.6	8.6	5.9	3.2	5.4
Excess net return	1.5	4.8	-1.7	-1.0	-3.2	-1.1	2.5	2.8
Income return	0.0	0.3	1.4	7.5	6.4	5.3	4.5	8.1
Growth return	1.9	9.2	-5.5	-3.9	-1.0	-0.4	1.2	0.1

Rolling 3 year return (%)



Top 5 holdings

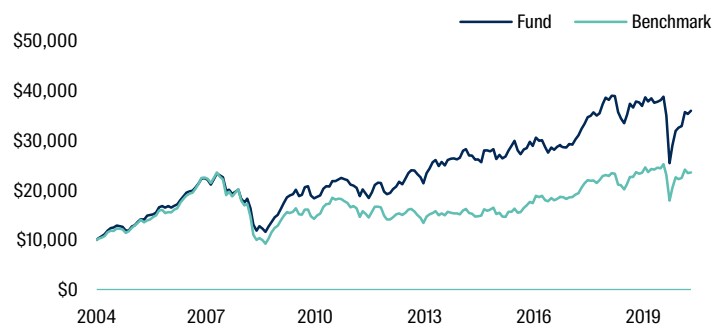
Stock
Adairs
AMA Group
Bapcor
Saracen Mineral
Steadfast

Sorted alphabetically

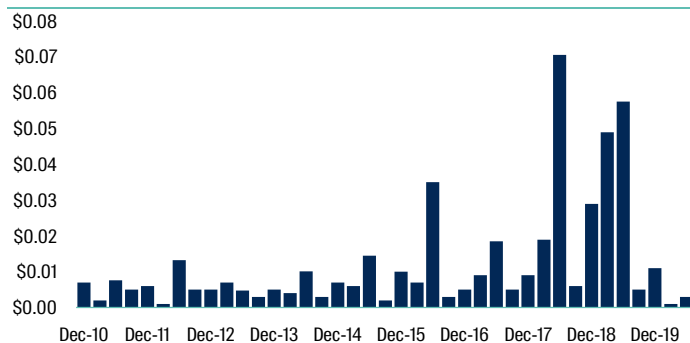
Risk Characteristics

Period	1yr	3yr	5yr	7yr	10yr	SI
Fund standard deviation (%)	35.1	22.5	18.8	17.2	16.5	17.2
Benchmark standard deviation (%)	31.2	20.6	17.5	16.5	16.5	18.4
Tracking error (%)	7.3	6.0	5.9	5.8	5.7	5.9
Fund Sharpe ratio	-0.1	0.2	0.2	0.2	0.2	0.2
Information ratio	-0.2	-0.2	-0.5	-0.2	0.4	0.5
Beta	1.1	1.1	1.0	1.0	0.9	0.9

Growth of AUD 10,000 Investment Since Inception



Distributions



Top 5 contributors to performance (1 month)

Sector	Value added
Materials	0.74%
Industrials	0.67%
Information Technology	0.43%
Health Care	0.32%
Utilities	0.21%

Top 5 detractors to performance (1 month)

Sector	Value added
Real Estate	-0.23%
Energy	-0.19%
Consumer Staples	-0.06%
Financials	0.02%
Consumer Discretionary	0.04%

Performance returns are calculated net of management fees and transaction costs. Performance returns for periods greater than one year are annualised. Past performance is not a reliable indicator of future performance.

Data source: First Sentier Investors 2020

Data as at: 31 October 2020

Portfolio Beta measures the portfolio's sensitivity to benchmark movements. Mathematically, it is the covariance of the portfolio vs the benchmark divided by the variance of the benchmark. The covariance and variance are ex ante calculations based on current weights and historic patterns of return over the past five years.

Turnover is the average of sales and purchases divided by the average portfolio size.

Cashflow Adjusted Turnover is the same as above, except that the lesser of sales and purchases is used in place of the average of the two. This is to adjust for turnover that is related to investing inflows or selling stocks to meet outflows rather than related to active management of the portfolio.

www.firstsentierinvestors.com.au

For further information

Head of Investment Sales and Key Accounts

Chris King +61 2 9010 5249

Key Account Manager - NSW

Angela Vincent +61 2 9010 5230

Paul Sleiman +61 2 9010 5393

Business Development Manager – NSW

Justin Sultana +61 2 9010 5326

Key Account Manager - VIC/TAS

Nicholas Everitt +61 3 9225 5055

Business Development Manager - VIC/TAS

Jack Heinz +61 3 9225 5056

Key Account Manager - QLD

Quin Smith +61 4 5509 5505

Business Development Manager – QLD

Julie Day +61 4 6641 3176

Key Account Manager - WA/SA/NT

Nathan Robinson +61 4 0327 2440

This report has been prepared by and is issued by First Sentier Investors (Australia) IM Ltd (ABN 89 114 194 311, AFSL 289017) (**FSI IM**) which forms part of First Sentier Investors, a global asset management business. First Sentier Investors is ultimately owned by Mitsubishi UFJ Financial Group, Inc (**MUFG**).

It is directed at persons who are professional, sophisticated or wholesale clients and has not been prepared for and is not intended for persons who are retail clients and must not be reproduced or transmitted in any form without the prior written consent of FSI IM. A copy of the Financial Services Guide for FSI IM is available from First Sentier Investors on its website.

This material contains general information only. It is not intended to provide you with financial product advice and does not take into account your objectives, financial situation or needs. Before making an investment decision, you should consider whether this information is appropriate in light of your investment needs, objectives and financial situation. Total returns shown for the Fund or any Portfolio have been calculated using exit prices after taking into account all ongoing fees and assuming reinvestment of distributions. Past performance is no indication of future performance.

The product disclosure statement (**PDS**) and Information Memorandum (**IM**) for the Colonial First State Wholesale Future Leaders Fund, ARSN 109 434 620 (**Fund**) issued by Colonial First State Investments Limited (ABN 98 002 348 352, AFSL 232468) (**CFSIL**) should be considered before making an investment decision. The PDS or IM are available from First Sentier Investors on its website.

CFSIL is a subsidiary of the Commonwealth Bank of Australia (**Bank**). The Bank, MUFG and subsidiaries thereof do not guarantee the performance of the Fund or the repayment of capital by the Fund. Investments in the Fund are not deposits or other liabilities of the Bank or its subsidiaries, and investment-type products are subject to investment risk including loss of income and capital invested. First Sentier Investors was acquired by MUFG on 2 August 2019 and is now financially and legally independent from the Bank.

To the extent permitted by law, no liability is accepted by the Bank, MUFG or any affiliates thereof for any loss or damage as a result of any reliance on this information. This information is, or is based upon, information that we believe to be accurate and reliable, however neither the Bank, MUFG nor any affiliates thereof offer any warranty that it contains no factual errors.

In Australia 'Colonial', 'Colonial First State' and 'CFS' are trade marks of Colonial Holding Company Limited and 'Colonial First State Investments' is a trade mark of the Bank and all of these trade marks are used by First Sentier Investors under licence.

Copyright © First Sentier Investors (Australia) Services Pty Limited 2020

All rights reserved.

The indexes referred to in this document ("Index") are products of S&P Dow Jones Indices LLC and/or its affiliates and has been licensed for use by First Sentier Investors (Australia) IM Ltd. Copyright © 2020 S&P Dow Jones Indices LLC, a division of S&P Global, Inc., and/or its affiliates. All rights reserved. Redistribution or reproduction in whole or in part are prohibited without written permission of S&P Dow Jones Indices LLC. For more information on any of S&P Dow Jones Indices LLC's indices please visit www.spdji.com. S&P® is a registered trademark of S&P Global and Dow Jones® is a registered trademark of Dow Jones Trademark Holdings LLC. Neither S&P Dow Jones Indices LLC, Dow Jones Trademark Holdings LLC, their affiliates nor their third party licensors make any representation or warranty, express or implied, as to the ability of any index to accurately represent the asset class or market sector that it purports to represent and neither S&P Dow Jones Indices LLC, Dow Jones Trademark LLC, their affiliates nor their third party licensors shall have any liability for any errors, omissions, or interruptions of any index or the data included therein.