

# Colonial First State Wholesale Conservative Fund

For Adviser use only

## Portfolio Description

The Fund is designed to provide exposure to a long-term strategic asset allocation strategy, blending a number of asset classes within the one portfolio.

## Investment Strategy

The fund's broad asset allocation is to be 30% invested in growth assets (shares and property securities) and 70% in defensive assets (fixed interest and cash). Allocations are reviewed regularly although a reallocation is only considered in response to a fundamental change in long-term expectations or market demand. The fund aims to add value through a disciplined approach to the selection of the investments held by the fund. Derivatives may be used for risk management. The fund may hedge some or all of its currency exposure.

## Investment Objective

To provide long-term capital preservation with an income focus. The fund aims to outperform the composite benchmark over rolling three-year periods before fees and taxes.

## Key Investment Personnel and Experience (Industry / Firm)

Kejal Somaia	Co-Head, Multi-Asset Solutions	(2005 / 2006)
Heath Palos	Portfolio Manager	(2005 / 2020)

## Product Overview

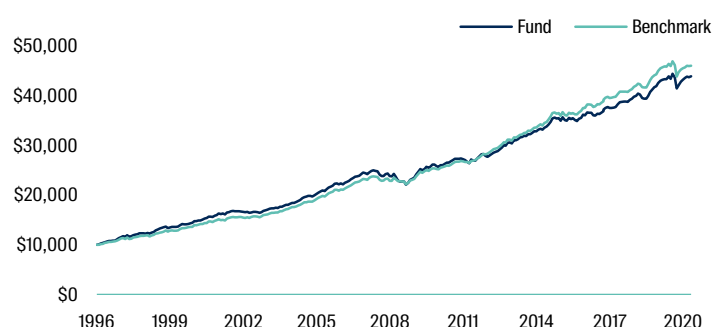
APIR code	FSF0033AU
Inception date	02 July 1996
Fund Size (AS)	688 million
Benchmark	Wholesale Conservative Fund Composite Index
Buy / Sell spread	0.10% / 0.10%
Minimum investment (AS)	5,000
Management cost (p.a.)*	0.76%

\* Information on Management Costs (including estimated indirect costs) is set out in the Fund's PDS.

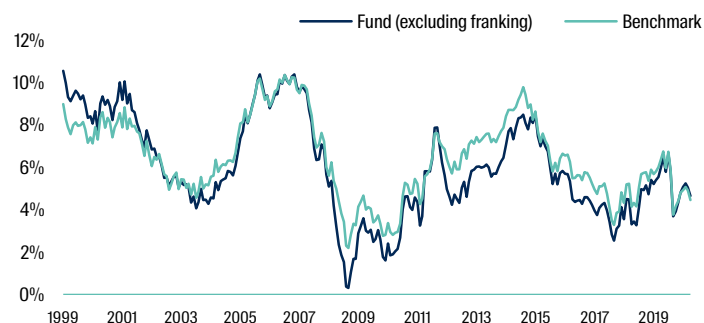
## Performance Summary (%)

Period	1mth	3mth	1yr	3yr	5yr	7yr	10yr	SI
Net return	0.6	0.8	1.4	4.7	4.2	4.7	5.1	6.2
Benchmark return	0.2	0.7	0.4	4.4	4.5	5.1	5.8	6.4
Excess net return	0.3	0.2	1.1	0.2	-0.3	-0.4	-0.7	-0.2
Income return	0.0	0.2	4.7	4.0	3.4	3.4	3.6	5.4
Growth return	0.6	0.6	-3.3	0.7	0.7	1.3	1.5	0.8

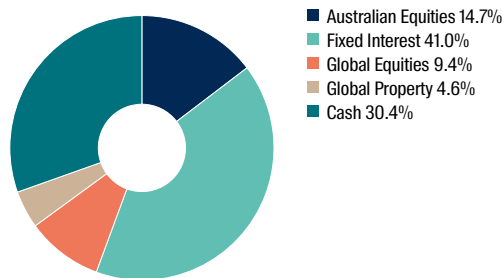
## Growth of AUD 10,000 Investment Since Inception



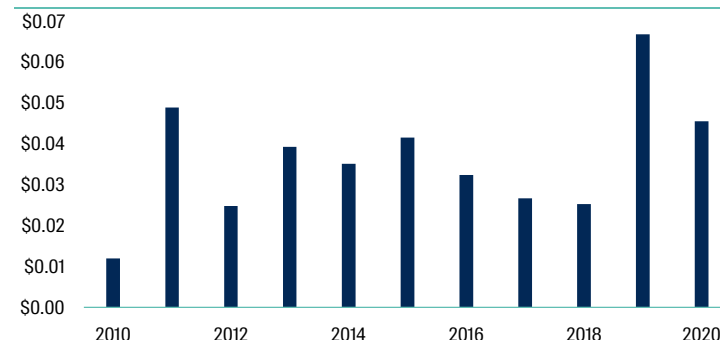
## Rolling 3 year return (%)



## Asset allocation



## Distributions



Performance returns are calculated net of management fees and transaction costs. Performance returns for periods greater than one year are annualised. Past performance is not a reliable indicator of future performance.

Data source: First Sentier Investors 2020

Data as at: 31 October 2020

[www.firstsentierinvestors.com.au](http://www.firstsentierinvestors.com.au)

#### For further information

##### Head of Investment Sales and Key Accounts

Chris King +61 2 9010 5249

##### Key Account Manager - NSW

Angela Vincent +61 2 9010 5230

Paul Sleiman +61 2 9010 5393

##### Business Development Manager – NSW

Justin Sultana +61 2 9010 5326

##### Key Account Manager - VIC/TAS

Nicholas Everitt +61 3 9225 5055

##### Business Development Manager - VIC/TAS

Jack Heinz +61 3 9225 5056

##### Key Account Manager - QLD

Quin Smith +61 4 5509 5505

##### Business Development Manager – QLD

Julie Day +61 4 6641 3176

##### Key Account Manager - WA/SA/NT

Nathan Robinson +61 4 0327 2440

This report has been prepared by and is issued by First Sentier Investors (Australia) IM Ltd (ABN 89 114 194 311, AFSL 289017) (**FSI IM**) which forms part of First Sentier Investors, a global asset management business. First Sentier Investors is ultimately owned by Mitsubishi UFJ Financial Group, Inc (**MUFG**).

It is directed at persons who are professional, sophisticated or wholesale clients and has not been prepared for and is not intended for persons who are retail clients and must not be reproduced or transmitted in any form without the prior written consent of FSI IM. A copy of the Financial Services Guide for FSI IM is available from First Sentier Investors on its website.

This material contains general information only. It is not intended to provide you with financial product advice and does not take into account your objectives, financial situation or needs. Before making an investment decision, you should consider whether this information is appropriate in light of your investment needs, objectives and financial situation. Total returns shown for the Fund or any Portfolio have been calculated using exit prices after taking into account all ongoing fees and assuming reinvestment of distributions. Past performance is no indication of future performance.

The product disclosure statement (**PDS**) and Information Memorandum (**IM**) for the Colonial First State Wholesale Conservative Fund, ARSN 087 559 037 (**Fund**) issued by Colonial First State Investments Limited (ABN 98 002 348 352, AFSL 232468) (**CFSIL**) should be considered before making an investment decision. The PDS or IM are available from First Sentier Investors on its website.

CFSIL is a subsidiary of the Commonwealth Bank of Australia (**Bank**). The Bank, MUFG and subsidiaries thereof do not guarantee the performance of the Fund or the repayment of capital by the Fund. Investments in the Fund are not deposits or other liabilities of the Bank or its subsidiaries, and investment-type products are subject to investment risk including loss of income and capital invested. First Sentier Investors was acquired by MUFG on 2 August 2019 and is now financially and legally independent from the Bank.

To the extent permitted by law, no liability is accepted by the Bank, MUFG or any affiliates thereof for any loss or damage as a result of any reliance on this information. This information is, or is based upon, information that we believe to be accurate and reliable, however neither the Bank, MUFG nor any affiliates thereof offer any warranty that it contains no factual errors.

In Australia 'Colonial', 'Colonial First State' and 'CFS' are trade marks of Colonial Holding Company Limited and 'Colonial First State Investments' is a trade mark of the Bank and all of these trade marks are used by First Sentier Investors under licence.

Copyright © First Sentier Investors (Australia) Services Pty Limited 2020

All rights reserved.