

First Sentier ex-20 Australian Share Fund



Monthly Factsheet

31 October 2025

For Institutional use only

Investment objective *

To provide higher, long-term capital growth with some income by investing in the broader set of Australian entities in the S&P/ASX 300, but outside the S&P/ASX 20 Index. To outperform the S&P/ASX 300 Ex S&P/ASX 20 Index (before fees and taxes) over rolling three-year periods.

Product details

APIR code	PIM1925AU
Inception date	27 September 2019
Fund size (A\$)	113 million
Benchmark	S&P/ASX 300 Ex S&P/ASX 20 Total Return Index
Number of holdings	26
Fund manager	Dushko Bajic
Buy/sell spread	0.15% / 0.15%
Minimum investment (A\$)	20,000

Performance summary (% before fees and expenses)

Period	1 mth	3 mth	6 mth	1 yr	3 yr	5 yr	Incep.
Fund return	-4.10	-2.81	13.70	15.08	17.77	10.60	12.96
Benchmark return	0.10	5.10	15.11	16.89	13.29	11.12	7.92
Excess return	-4.20	-7.91	-1.41	-1.80	4.48	-0.53	5.04

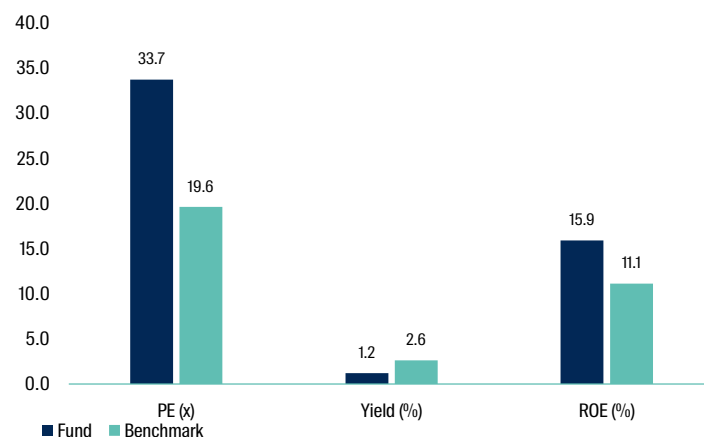
Past performance is not a reliable indicator of future performance.

Top 5 holdings

Stock
HUB24
Life360, Inc. Shs Chess Depository Interests Repr 3 Sh
Pro Medicus
WiseTech Global
Xero

Sorted alphabetically

Fund characteristics vs benchmark

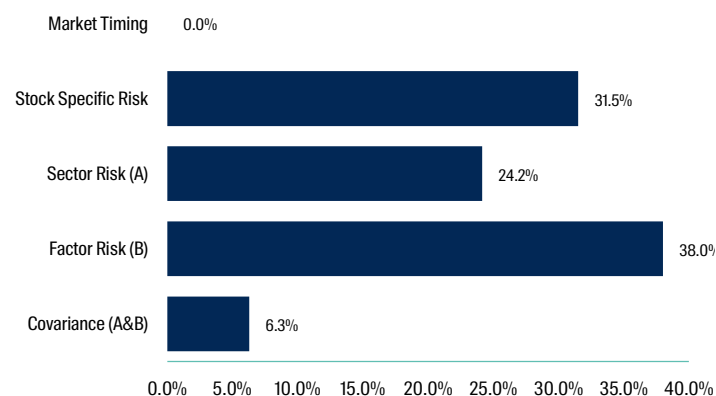


Forecast risk (tracking error) decomposition

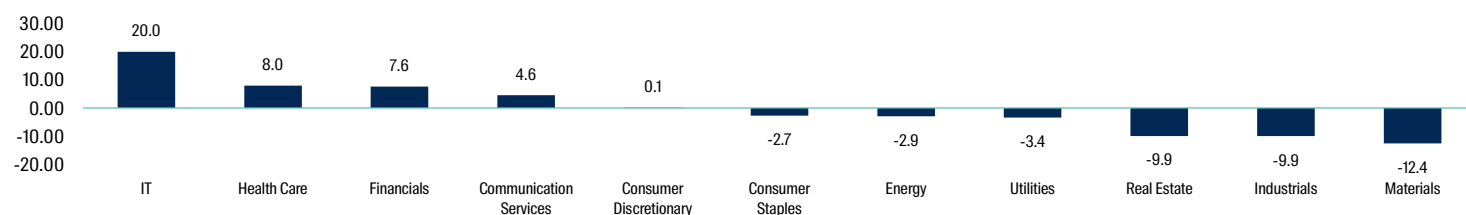
Forecast tracking error: 8.48% pa (source: BARRA)



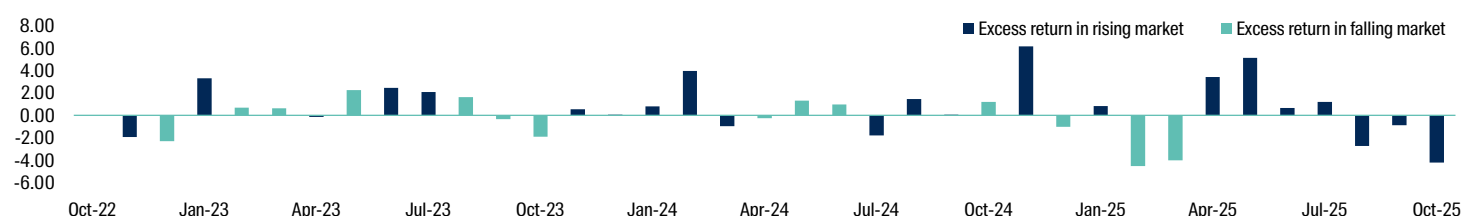
Decomposed into BARRA risk components:



Fund active sector positions (%)



Excess returns vs benchmark (%)



Top 5 attributors to performance (1 month)

Sector	Attr.
Financials	0.89%
Consumer Discretionary	0.11%
Consumer Staples	0.03%
Utilities	-0.01%
Real Estate	-0.03%

Data source: First Sentier Investors 2025
Data as at: 31 October 2025

Top 5 detractors to performance (1 month)

Sector	Attr.
Information Technology	-2.54%
Health Care	-1.11%
Materials	-0.91%
Communication Services	-0.38%
Industrials	-0.13%

Any apparent discrepancies in the numbers are due to rounding. Performance returns are calculated gross of management fees and net of transaction costs. Performance returns for periods greater than one year are annualised.

www.firstsentierinvestors.com.au

For further information

Head of Institutional Sales, Australia & New Zealand Kevin Kandasamy	+61 436 400 083	Head of Client Relationship Management, Australia & New Zealand Peter Heine	+61 477 351 708
Institutional Business Development Dylan Mitchell	+61 452 514 775	Client Relationships Rose Beedles	+61 461 477 253
Head of Consultant Relations, Australia & New Zealand Brodie Paape	+61 457 865 335	Jonathan Vo	+61 428 343 326
Consultant Relationships Samuel Green	+61 484 286 744	Joyce Chan	+61 498 948 099
		Daphne He	+61 499 440 950

This material has been prepared and issued by First Sentier Investors (Australia) IM Ltd (ABN 89 114 194 311, AFSL 289017) (**Author**). The Author forms part of First Sentier Group, a global asset management business. First Sentier Group is ultimately owned by Mitsubishi UFJ Financial Group, Inc (**MUFG**), a global financial group.

This material is directed at persons who are professional, sophisticated or 'wholesale clients' (as defined under the Corporations Act 2001 (Cth) (**Corporations Act**)) and has not been prepared for and is not intended for persons who are 'retail clients' (as defined under the Corporations Act). This material contains general information only. It is not intended to provide you with financial product advice and does not take into account your objectives, financial situation or needs. Before making an investment decision you should consider, with a financial advisor, whether this information is appropriate in light of your investment needs, objectives and financial situation. Any opinions expressed in this material are the opinions of the Author only and are subject to change without notice. Such opinions are not a recommendation to hold, purchase or sell a particular financial product and may not include all of the information needed to make an investment decision in relation to such a financial product.

The product disclosure statement (**PDS**) or Information Memorandum (**IM**) (as applicable) for the First Sentier ex-20 Australian Share Fund, ARSN 634 637 620 (**Fund(s)**), issued by The Trust Company (RE Services) Limited (ABN 45 003 278 831, AFSL 235150) (**Perpetual**), should be considered before deciding whether to acquire or hold units in the Fund(s). The PDS or IM are available from First Sentier Investors. The target market determination (**TMD**) for the Fund is available from First Sentier Investors on its website and should be considered by prospective investors before any investment decision to ensure that investors form part of the target market.

The Author, MUFG, Perpetual and their respective affiliates do not guarantee the performance of the Fund(s) or the repayment of capital by the Fund(s). Investments in the Fund(s) are not deposits or other liabilities of MUFG, Perpetual nor their respective affiliates and investment-type products are subject to investment risk including loss of income and capital invested.

To the extent permitted by law, no liability is accepted by MUFG, the Author, Perpetual nor their affiliates for any loss or damage as a result of any reliance on this material. This material contains, or is based upon, information that the Author believes to be accurate and reliable, however neither the Author, MUFG, Perpetual nor their respective affiliates offer any warranty that it contains no factual errors. No part of this material may be reproduced or transmitted in any form or by any means without the prior written consent of the Author.

Unless otherwise stated, performance returns for periods greater than one year are annualised. Past performance is not a reliable indicator of future performance. Performance returns are calculated net or gross of management fees (where indicated) and net of transactional and operational costs. No allowance has been made for an investor's own brokerage when they buy their units on a securities exchange.

Copyright © First Sentier Group 2025
All rights reserved.

The indexes referred to in this document ("Index") are products of S&P Dow Jones Indices LLC and/or its affiliates and has been licensed for use by FSI AIM. Copyright © 2025 S&P Dow Jones Indices LLC, a division of S&P Global, Inc., and/or its affiliates. All rights reserved. Redistribution or reproduction in whole or in part are prohibited without written permission of S&P Dow Jones Indices LLC. For more information on any of S&P Dow Jones Indices LLC's indices please visit www.spdji.com. S&P® is a registered trademark of S&P Global and Dow Jones® is a registered trademark of Dow Jones Trademark Holdings LLC. Neither S&P Dow Jones Indices LLC, Dow Jones Trademark Holdings LLC, their affiliates nor their third party licensors make any representation or warranty, express or implied, as to the ability of any index to accurately represent the asset class or market sector that it purports to represent and neither S&P Dow Jones Indices LLC, Dow Jones Trademark LLC, their affiliates nor their third party licensors shall have any liability for any errors, omissions, or interruptions of any index or the data included therein.