

For Adviser use only

Investment Strategy

The Fund is designed for investors who are looking for a regular income stream from investments in money market securities with a low risk of capital loss. The Fund's investment strategy is to invest directly or indirectly in money market securities (including asset-backed securities), with predominately short maturities, with the aim of achieving a stable income stream. The Fund invests in assets that offer value-for-risk by taking into account economic analysis and market trends. Derivatives may be used for risk management.

Investment Objective

To provide a regular income stream from investments in money market securities with a low risk of capital loss. The Fund aims to outperform the returns of Australian money markets as measured by the Bloomberg AusBond Bank Bill Index (before fees and taxes) over rolling three-year periods.

Key Investment Personnel and Experience (Industry / Firm)

Tony Togher	Head of Fixed Income & Credit	(1983 / 1988)
-------------	-------------------------------	---------------

Product Overview

APIR code	PIM3425AU
Share class inception date	10 June 2020
Fund size (AS million)	708
Benchmark	Bloomberg AusBond Bank Bill Index
Running yield	4.90%
Running yield Index	4.16%
Duration (Days)	45
Duration (Days) Index	49
Credit Duration (Years)	0.63
Credit Duration Index (Years)	0.13
Management fees and costs (p.a.)*	0.20%

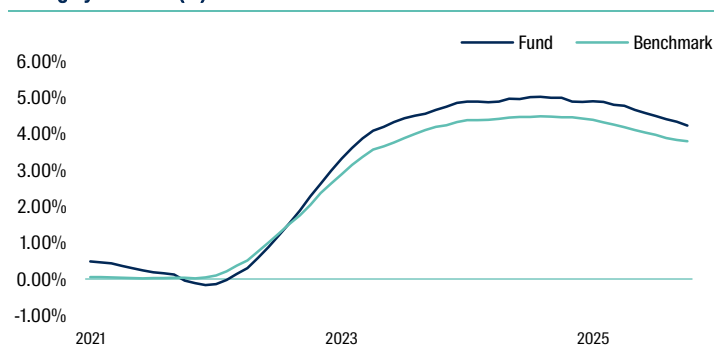
* Information on Management fees and costs (including estimated indirect costs) is set out in the Fund's PDS.

Performance Summary (%)


Period	1mth	3mth	1yr	3yr	5yr	7yr	10yr	SI
Net return	0.29	0.94	4.23	4.63	3.21	-	-	2.85
Benchmark return	0.32	0.91	3.80	4.15	2.89	-	-	2.49
Excess net return	-0.03	0.03	0.43	0.48	0.32	-	-	0.35
Income return	0.29	0.70	4.59	3.96	2.76	-	-	2.55
Growth return	0.00	0.24	-0.36	0.67	0.44	-	-	0.29

Past performance is not a reliable indicator of future performance.

Rolling 1 year return (%)



Fund composition



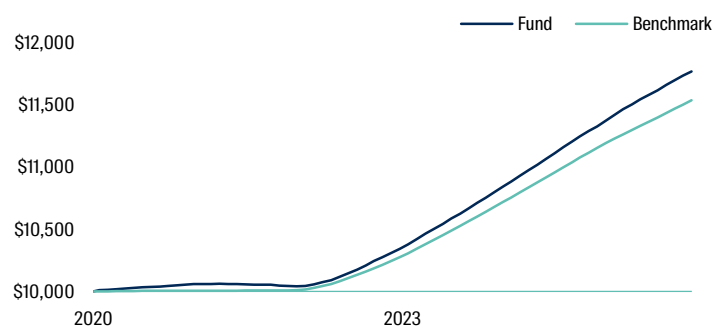
Interest rate reset breakdown %

Grade	Weight
0 - 30 days	67.08
31 - 90 days	13.40
91 - 180 days	19.51
181 - 364 days	0.00

Risk Characteristics

Period	1yr	3yr	5yr	7yr	10yr	SI
Fund standard deviation (%)	0.1	0.1	0.6			0.6
Benchmark standard deviation (%)	0.1	0.1	0.5			0.5
Tracking error (%)	0.1	0.1	0.1			0.1
Fund Sharpe ratio	3.2	3.4	0.5			0.6
Information ratio	3.1	5.2	2.5			2.9

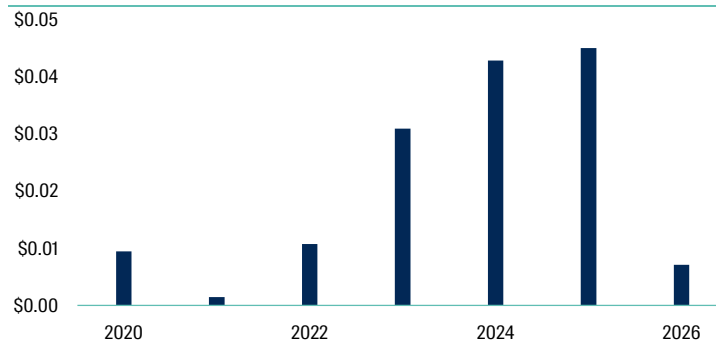
Growth of AUD 10,000 Investment Since Inception



Data source: First Sentier Investors 2026

Data as at: 31 March 2026

Distributions



Performance Review

The fund rose in value by 0.29% over the month, a return that was 0.03% behind the Bloomberg AusBond Bank Bill Index benchmark. The Fund's rolling twelve month return to the end of March 2026 is 4.23%, which is 0.43% ahead of the benchmark.

Fund Review

No changes were made to the Fund's investment strategy or overall portfolio positioning during March. The Fund continues to seek investments offering yields above bank bill swap rates, focusing on areas of the yield curve that present the best value for risk.

The portfolio remains diversified across Deposits, Negotiable Certificates of Deposit (NCDs), Promissory Notes and high-quality Residential Mortgage Backed Securities (RMBS). All holdings are AUD-denominated, highly rated, and selected with a strong emphasis on capital preservation and credit quality, supported by both external ratings and internal credit analysis.

Market Review

Australia

Short-dated yields moved higher again through March as the Reserve Bank delivered a second consecutive rate increase and signalled heightened uncertainty around the inflation outlook amid escalating geopolitical risks. Over the month, three-month bank bill rates rose 32bps to 4.31%, while six-month yields increased 46bps to 4.78%.

At its March meeting, the RBA lifted the cash rate by a further 25bps to 4.10%. The decision was narrowly split, with a 5-4 majority in favour of tightening. The Board judged that ongoing labour market tightness, capacity constraints and sharply higher fuel prices linked to the Iran conflict were likely to keep inflation above target with risks tilted to the upside. The RBA also cautioned that a prolonged conflict posed material risks to both inflation and growth expectations, noting that it was not possible to predict the future cash rate path with confidence.

In the minutes, the RBA shared a simple estimate suggesting that if oil prices were to remain around US\$100 per barrel, the direct impact via petrol prices alone could lift headline CPI to around 5% year on year in the June quarter. This would place inflation well above the RBA's 2-3% target band and reinforces concerns that inflationary pressures may become more persistent if energy costs remain elevated.

Labour market conditions remain tight. February labour force data showed the participation rate edging higher to 66.9%, with the unemployment rate rising modestly to 4.3%. Employment increased by 49,000 over the month. While month-to-month volatility persists, the underlying picture continues to point to a labour market operating on a firm footing, reinforcing the RBA's assessment that capacity pressures remain evident across the economy.

Market pricing adjusted in response to the March decision and the more pronounced inflation risks. By month-end, markets were pricing two additional rate hikes by September 2026, implying a total of four increases over the calendar year. Elevated uncertainty around the global energy outlook has increased volatility across rates markets, particularly at the front end of the curve.

The March rate hike is consistent with our long-held view that Australia's strong labour market and elevated asset prices are inconsistent with sustainably low and stable inflation. While the Iran conflict presents a clear upside risk to inflation, it also has the potential to dampen consumer demand if higher energy prices persist. We continue to expect interest rates to trend higher over time, albeit with greater uncertainty around the timing and extent of further tightening as the RBA balances inflation risks against emerging growth headwinds.

Global

United States

The Federal Reserve held policy steady, maintaining its assessment that economic growth remains solid and inflation is still somewhat elevated. Commentary on the labour market was softened slightly, noting limited changes in recent months. The Fed highlighted increased uncertainty around the economic implications of developments in the Middle East and reiterated that the extent and timing of any further policy adjustments will remain data dependent.

Economic data were mixed. February nonfarm payrolls declined by 92,000 jobs, well below expectations, while the unemployment rate edged up to 4.4%. Before the full March energy shock took hold, the Fed's preferred Core Personal Consumption Expenditures (PCE) inflation index stood at 3.1% YoY through January, while headline CPI remained elevated at 2.4% YoY to February 2026.

Interest rate expectations shifted meaningfully. Markets moved from pricing around 60bps of rate cuts in 2026 at the end of February to pricing only a small probability of one cut by year-end. Treasury yields rose sharply, with the 2-year yield ending the month nearly 42bps higher at 3.80%, and the 10-year yield up 38bps to 4.32%. US equities declined across the board, with the S&P 500 down 5.1%, the NASDAQ down 4.8% and the Dow Jones down 5.4%. The US dollar (DXY) strengthened 2.4% over the month, supported by higher short-term rate expectations.

Europe

European markets also faced significant pressure in March as rising energy prices and higher bond yields weighed on sentiment. The ECB held rates steady but adopted a more cautious tone, indicating that future policy decisions would depend on the duration of the Middle East conflict, the intensity of the supply shock and the scale of second-round inflation effects. Markets began to price two 25bp rate hikes in 2026, reversing prior expectations for policy easing.

Eurozone inflation surprised to the upside, with February CPI rising 0.7% MoM and 1.9% YoY, while unemployment ticked slightly higher to 6.1%. European equities declined materially, with the STOXX 600 down 8.0% over the month, led lower by interest-sensitive sectors such as real estate and autos.

United Kingdom

UK markets repriced sharply as the Bank of England delivered unexpectedly hawkish messaging despite holding rates steady at 3.75%. The Monetary Policy Committee vote was unanimous, with members actively discussing the possibility of future rate hikes. This marked a significant shift from earlier in the year, when markets had been pricing additional easing. By month-end, investors were pricing two rate hikes before year-end, contributing to higher gilt yields and equity market weakness. The FTSE 100 declined 6.7% in March.

Japan

Asian markets were among the weakest global performers during March, with Japan materially underperforming amid rising global yields, higher energy costs and risk-off sentiment. Japanese equities declined sharply, reversing earlier year-to-date gains, as expectations for tighter global financial conditions and slower external demand weighed on export-oriented sectors. While the longer-term narrative around gradual policy normalisation and structural reform remains intact, near-term sentiment deteriorated in response to global macro and geopolitical headwinds.

Any apparent discrepancies in the numbers are due to rounding. Performance returns are calculated net of management fees and transaction costs. Performance returns for periods greater than one year are annualised.

www.firstsentierinvestors.com.au

For further information

Head of Distribution, Australia and New Zealand		Head of Wholesale Client Services	
Quin Smith	+61 455 095 505	Julie Day	+61 466 413 176
Key Account Northern Lead (NSW/ACT/QLD)		Business Development Associate	
William Orr	+61 437 238 126	Lily Cilento	+61 427 243 039
Key Account Manager (NSW/ACT/QLD)		Pam Evans	+61 458 864 686
Emerson Bloom	+61 472 633 201	Dimitri Palios	+61 448 310 732
Business Development Manager (NSW/ACT/QLD)		Head of Consultant Relations	
Amelia Liveris	+61 435 719 998	Brodie Paape	+61 457 865 335
James George	+61 400 905 668	Consultant Relations	
Sam Adams	+61 457 845 388	Samuel Green	+61 484 286 744
Key Account Southern Lead (VIC/SA/WA/TAS)			
Nick Everitt	+61 499 454 206		
Key Account Manager (VIC/SA/WA/TAS)			
Jack Heinz	+61 436 810 683		
Nathan Robinson	+61 403 272 440		

This report has been prepared by and is issued by First Sentier Investors (Australia) IM Ltd (ABN 89 114 194 311, AFSL 289017) (**FSI AIM**) which forms part of First Sentier Group, a global asset management business. First Sentier Group is ultimately owned by Mitsubishi UFJ Financial Group, Inc (**MUFG**).

It is directed at persons who are professional, sophisticated or wholesale clients and has not been prepared for and is not intended for persons who are retail clients and must not be reproduced or transmitted in any form without the prior written consent of FSI AIM. A copy of the Financial Services Guide for FSI AIM is available from First Sentier Investors on its website.

This material contains general information only. It is not intended to provide you with financial product advice and does not take into account your objectives, financial situation or needs. Before making an investment decision, you should consider whether this information is appropriate in light of your investment needs, objectives and financial situation.

The product disclosure statement (**PDS**) and Information Memorandum (**IM**) for the First Sentier Cash Fund-Class A, ARSN 634 630 229 (**Fund**) issued by The Trust Company (RE Services) Limited (ABN 45 003 278 831, AFSL 235150) (**Perpetual**) should be considered before making an investment decision. The PDS or IM are available from First Sentier Investors on its website. The target market determination (**TMD**) for the Fund is available from First Sentier Investors on its website and should be considered by prospective investors before any investment decision to ensure that investors form part of the target market.

MUFG, FSI AIM, Perpetual and their respective affiliates do not guarantee the performance of the Fund or the repayment of capital by the Fund. Investments in the Fund are not deposits or other liabilities of MUFG, FSI AIM, Perpetual or their respective affiliates, and investment-type products are subject to investment risk including loss of income and capital invested.

To the extent permitted by law, no liability is accepted by MUFG, FSI AIM, Perpetual or their respective affiliates for any loss or damage as a result of any reliance on this information. This information is, or is based upon, information that we believe to be accurate and reliable, however neither MUFG, FSI AIM, Perpetual nor any of their respective affiliates offer any warranty that it contains no factual errors. Any opinions expressed in this material are the opinions of FSI AIM at the time of publication only. Such opinions are subject to change without notice.

Past performance is not a reliable indicator of future performance. Unless otherwise stated, performance returns for periods greater than one year are annualised. Net performance returns are calculated assuming reinvestment of distributions and use exit prices which are net of management fees and performance fees (where applicable). Gross performance returns are calculated using a time-weighted return methodology. No allowance has been made for an investor's own brokerage when they buy their units on a securities exchange.

Copyright © First Sentier Group 2026

All rights reserved.