



**Stephen Johnson**  
Head of Global Unconstrained Fixed Income

**Richard Rauch**  
Senior Investment Specialist

Investing in a low growth environment.

# The Investment Report.



## Global Unconstrained Fixed Income

### A global unconstrained approach needed in the current environment

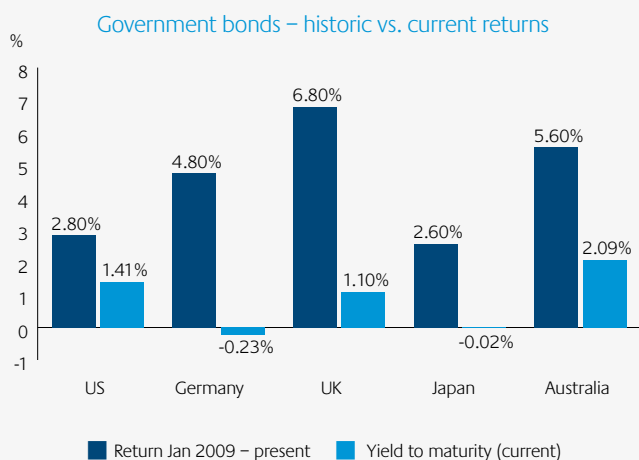
#### What you see is what you get

Global fixed income markets have been both a beneficiary and a victim of the low-inflation, low-growth environment seen since the Global Financial Crisis (GFC). Falling yields do indeed have their benefits, particularly for investors who already own high quality fixed income securities. Many investors simply do not care that 10-year Australian government bonds trade at a meagre 2% yield when total returns so far in 2016 have been in excess of 6%. Looking in the rear view mirror (Chart 1), government bond returns in developed markets look seductively good, at least relative to the anaemic cash rates on offer.

However, when asked to provide expectations of future bond returns, our best guess is always the same – it is the yield-to-maturity. In fixed income, what you see is what you get (assuming no defaults and holding to maturity). This means, right now we can expect investing for the next 10 years in high quality government bonds to generate 2.09% per annum in Australia, 1.41% in the US, 1.10% in the UK, -0.23% in Germany, and -0.02% in Japan. For those seeking return, it is a fairly dire state, even amidst a backdrop of relatively low growth and inflation.

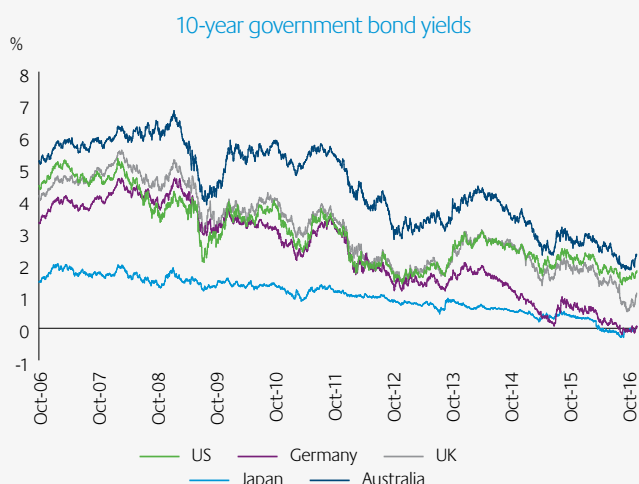


**Chart 1: Risk-free return or return-free risk?**



Source: Bloomberg Barclays Global Treasury Index as at 14 Oct 2016.

**Chart 2: Race to the bottom**



Source: Bloomberg as at 14 Oct 2016.

This means other reasons are now given for holding high quality fixed income securities in a portfolio, including:

- Diversification against equities or growth assets.
- Anticipation of even lower yields and continued capital gains.
- Expectations of lower or negative growth/inflation, making ‘real’ yields look OK by comparison.
- Liquidity provision.
- Income generation.

While we will not debate the relative strength or merits of these rationalisations here, one thing is for sure: if return is what you seek, then beta alone will not get you there.

## Higher, faster, longer, stronger

There are two tried and tested ways of increasing the return on a fixed income portfolio: increasing duration and increasing credit exposure. For those looking to squeeze a bit more out of their portfolio, both of these involve taking substantially more risk.

As it relates to credit, we would warn that there are no free lunches here. Although generally a sensible option, investors should invest in a diversified manner, preferably actively to ensure credit losses are kept at a minimum. But for a high quality core fixed income allocation, credit on its own is not overly defensive given the relatively high correlation to equities and other risky assets. To the extent that increased credit is desirable, we would recommend picking a dedicated and specialist global credit or high yield manager to navigate turbulent waters.

On the other hand, apart from hedging a specific long-dated liability, we would not recommend increasing duration since yield curves are relatively flat, and the increased yield generated by shifting out the maturity spectrum would not be sufficient for the increased level of risk. Additionally, as shown in Chart 3, duration across developed government bond markets has extended considerably in the past 10 years and before the GFC. Debt issuers are behaving rationally in that they are borrowing money when coupon payments are at or near all-time lows. Is it a surprise that the average duration of market capitalisation indices continues to go up? Unfortunately for the lender, this has both increased volatility expectations given the higher risk profile and dramatically increased capital loss expectations should interest rates rise sharply. So, what is left?

**Chart 3: Extending yourself?**



Source: Bloomberg Barclays Global Treasury Index as at 14 Oct 2016.

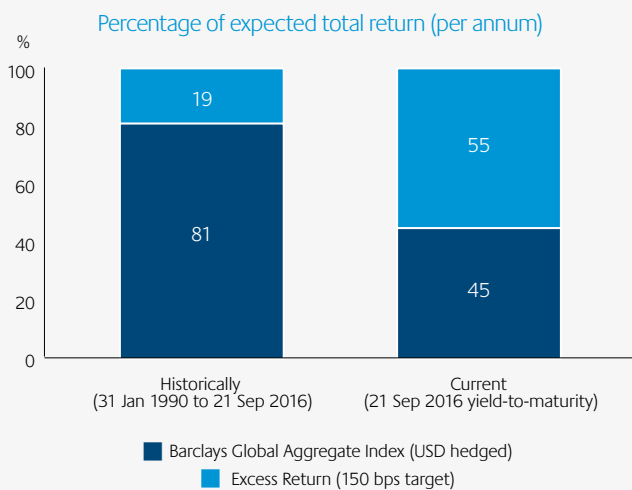


## The alpha course

Conventional wisdom dictates that the vast majority of returns come from asset allocation decisions. Academic literature and research<sup>1</sup> seems to have settled on at least 80% being the amount of long-term return that can be explained through strategic asset allocations decisions. Therefore, developing an appropriate asset allocation and picking one's benchmark historically was of far more consequence than selecting an active manager. However, the low-yielding environment means that there is an increased likelihood that in fixed income, excess returns will exceed market returns in the period ahead.

For example (demonstrated in Chart 4), historically the global investment grade fixed income market (Barclays Global Aggregate Index – USD Hedged) has generated an annualised return of around 6.33% (since inception of the index in 1990). For an alpha target of say 150 basis points, this equates to around 19% of the total expected return per year. Indeed, conventional wisdom has been right. But currently, the average yield-to-maturity on the Barclays Global Aggregate Index is a mere 1.25%. Given that the yield is our best expectation of future market returns, this means that now – assuming a manager delivers on objectives – you can expect around 55% of total returns to be generated through excess returns. The choice of an active manager within fixed income is more important than ever.

Chart 4: Alpha now more important than Beta



Source: Bloomberg Barclays Global Aggregate Index (USD hedged) as at 14 Oct 2016.

To consistently deliver high quality alpha within portfolios, we have invested heavily to develop a network of investment capabilities worldwide to enable the creation of a global platform, which ensures that we are able to offer clients access to our best investment thinking, regardless of where it occurs. Along with assembling a collection of world-class investment teams who are specialists in their relevant fields, we have fostered a transparent, research-based investment culture underpinned by our proprietary, technology-based platform – the Investment Opinion Network. (‘ION’). This platform allow us to deliver a ‘Global Unconstrained’ approach, which is necessary in the current environment.

## What does ‘unconstrained’ mean to us?

The term ‘unconstrained’ has picked up in popularity in recent years within the fixed income world. But this term means different things to different people. In some cases, it is shorthand for a hedge fund. For others it means moving away from traditional fixed income benchmarks. Cynically speaking, unconstrained may be nothing more than a marketing buzzword used to repackage old ideas. We have a straightforward view of what ‘unconstrained’ means.

**Simply put, we believe idea generation that develops free from traditional parameters such as region, sector, rating, and benchmark constituents generates the richest possible variety of global investment views. Hence, ‘Global Unconstrained’.**

The label ‘unconstrained’ is intended to convey that investment ideas are expressed regardless of any top-down imposed world view. As a global platform, we take great care to ensure alpha sources are uncorrelated to markets and each other. This is why idea generation is developed independent of an overarching ‘house view’. Further, by intentionally decoupling idea generation and associated research from portfolio construction, we can combine alpha sources in many different ways so long as risk is balanced.

As we have established, in the period ahead, alpha will likely play a more important role than beta in a diversified fixed income portfolio. And we think we have built the ideal alpha platform to deliver an all-weather, balanced return stream that can squeeze a bit more out of a fixed income portfolio during this unusual environment and beyond.

<sup>1</sup> Brinson, Gary P., L. Randolph Hood, and Gilbert L. Beebower. “Determinants of Portfolio Performance” *Financial Analysts Journal* 42, no. 4 (1986): 39–44.

Ibbotson, Roger G., and Paul D. Kaplan. “Does Asset Allocation Policy Explain 40, 90, or 100 Percent of Performance”, *Financial Analysts Journal* 56, no. 1 (2000): 26–33.



### Disclaimer

This document is directed at persons of a professional, sophisticated, institutional or wholesale nature and not the retail market.

This document has been prepared for general information purposes only and is intended to provide a summary of the subject matter covered. It does not purport to be comprehensive or to give advice. The views expressed are the views of the writer at the time of issue and may change over time. This is not an offer document, and does not constitute an offer, invitation, investment recommendation or inducement to distribute or purchase securities, shares, units or other interests or to enter into an investment agreement. No person should rely on the content and/or act on the basis of any matter contained in this document.

This document is confidential and must not be copied, reproduced, circulated or transmitted, in whole or in part, and in any form or by any means without our prior written consent. The information contained within this document has been obtained from sources that we believe to be reliable and accurate at the time of issue but no representation or warranty, express or implied, is made as to the fairness, accuracy or completeness of the information. We do not accept any liability for any loss arising whether directly or indirectly from any use of this document.

References to “we” or “us” are references to Colonial First State Global Asset Management (CFSGAM) which is the consolidated asset management division of the Commonwealth Bank of Australia ABN 48 123 123 124. CFSGAM includes a number of entities in different jurisdictions, operating in Australia as CFSGAM and as First State Investments (FSI) elsewhere.

Past performance is not a reliable indicator of future performance.

Reference to specific securities (if any) is included for the purpose of illustration only and should not be construed as a recommendation to buy or sell. Reference to the names of any company is merely to explain the investment strategy and should not be construed as investment advice or a recommendation to invest in any of those companies.

### Hong Kong and Singapore

In Hong Kong, this document is issued by First State Investments (Hong Kong) Limited and has not been reviewed by the Securities & Futures Commission in Hong Kong. In Singapore, this document is issued by First State Investments (Singapore) whose company registration number is 196900420D. First State Investments and First State Stewart Asia are business names of First State Investments (Hong Kong) Limited. First State Investments (registration number 53236800B) and First State Stewart Asia (registration number 53314080C) are business divisions of First State Investments (Singapore).

### Australia

In Australia, this document is issued by Colonial First State Asset Management (Australia) Limited AFSL 289017 ABN 89 114 194311.

### United Kingdom and European Economic Area (“EEA”)

In the United Kingdom, this document is issued by First State Investments (UK) Limited which is authorised and regulated in the UK by the Financial Conduct Authority (registration number 143359). Registered office: Finsbury Circus House, 15 Finsbury Circus, London, EC2M 7EB, number 2294743.

Outside the UK within the EEA, this document is issued by First State Investments International Limited which is authorised and regulated in the UK by the Financial Conduct Authority (registration number 122512). Registered office 23 St. Andrew Square, Edinburgh, Midlothian EH2 1BB number SC079063.

### Middle East

In certain jurisdictions the distribution of this material may be restricted. The recipient is required to inform themselves about any such restrictions and observe them. By having requested this document and by not deleting this email and attachment, you warrant and represent that you qualify under any applicable financial promotion rules that may be applicable to you to receive and consider this document, failing which you should return and delete this e-mail and all attachments pertaining thereto.

In the Middle East, this material is communicated by First State Investments International Limited which is regulated in Dubai by the DFSA as a Representative Office.

### Kuwait

If in doubt, you are recommended to consult a party licensed by the Capital Markets Authority (“CMA”) pursuant to Law No. 7/2010 and the Executive Regulations to give you the appropriate advice. Neither this document nor any of the information contained herein is intended to and shall not lead to the conclusion of any contract whatsoever within Kuwait.

### UAE – Dubai International Financial Centre (DIFC)

Within the DIFC this material is directed solely at Professional Clients as defined by the DFSA’s COB Rulebook.

### UAE (ex-DIFC)

By having requested this document and / or by not deleting this email and attachment, you warrant and represent that you qualify under the exemptions contained in Article 2 of the Emirates Securities and Commodities Authority Board Resolution No 37 of 2012, as amended by decision No 13 of 2012 (the “Mutual Fund Regulations”). By receiving this material you acknowledge and confirm that you fall within one or more of the exemptions contained in Article 2 of the Mutual Fund Regulations.

Copyright © (2016) Colonial First State Group Limited

All rights reserved.