


The customer is always right



Edmund Leung, Portfolio Manager, Global Listed Infrastructure | December 2017

US utility investment opportunities remain abundant, driven by modernisation, electric vehicles and economic wind generation.

Consumer media consumption habits are changing, causing upheaval in legacy distribution models and reinforcing that the future lies in wireless infrastructure.

5G wireless networks are coming soon; we look through the hype at the potential consequences for mobile towers.

I recently spent two weeks in Europe and the US where I met with infrastructure companies to discuss utility investment plans and investigate the underlying trends in the communications infrastructure sector. It is apparent that the structural trends (and in some cases, disruption) impacting infrastructure investment are strongly influenced by the customer.

In the US, regulated utility capital expenditure (capex) opportunities continue to be abundant (although the scale and pace of this investment is constrained by the impact on customer utility bills / rates). Furthermore, growing demand for electric vehicles and a focus on reducing carbon intensity are creating additional rate base investment opportunities.

In the communications sector, changing consumption of media (especially video) is reinforcing winners (mobile towers) and losers (satellite) in the distribution infrastructure of media content. Lastly, the marketing of 5G is ramping up as agreed technical standards start to emerge.

Utility capital expenditure

I recently attended the annual Edison Electric Institute Financial Conference, where I met senior management of sixteen North American utility companies over two days. Some might say it was speed-dating, utility-style!



Source: Colonial First State Global Asset Management/First State Investments.

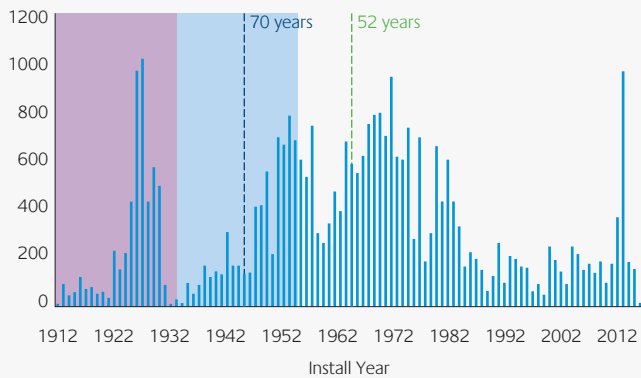
Replacement and upgrade cycle

Regulated utilities earn an allowed return on their assets (rate base). As a result, the outlook for capital investment and the subsequent change in rate base is key for their medium term earnings profile. Pleasingly this outlook remains healthy. Utilities are replacing ageing distribution networks, upgrading substations, expanding transmission lines and renewing generation assets.

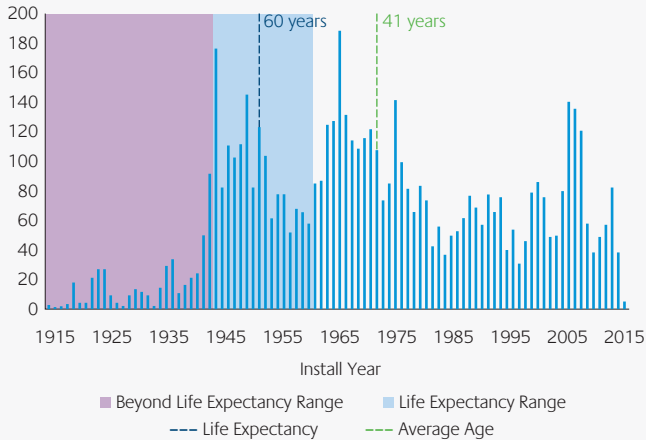
Much of this work is routine and necessary (and so less likely to be challenged) which strengthens and elongates the earnings runway. A good example is American Electric Power (AEP, owned by the Fund), which has over 6,000 miles of electricity transmission line that has now exceeded its service life expectancy range. Coupled with aging transformers and circuit breakers, the company's capital investment opportunities are significant.

Life expectancy range of AEP assets

Transmission Lines
Line Miles



Transformers
Quantity

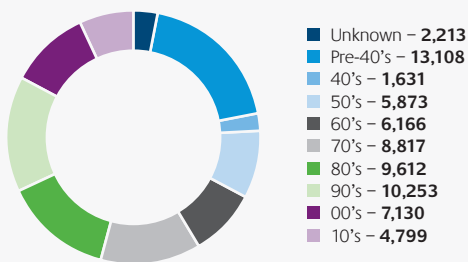


Source: American Electric Power

Customers are an important part of the capex equation as they benefit from improved reliability, while at the same time sharing the financial burden. Utilities spread their capex over multiple years to manage the impact on customer bills and mitigate ‘bill shock’. The informal gold standard for annual rate increases appears to be in the range of low to mid-single digit percentages.

NiSource (owned by the Fund) and its Mid-Western utility peers are proponents of this model. NiSource’s gas and electric utility businesses have a US\$30 billion pipeline of potential investments, representing more than three times their rate base. In order to keep customer bill increases to single-digit percentages, they are executing their investment opportunities over a 20 year period.

Gas distribution industry pipeline age – 42% of pipes installed pre1970s



Source: Atmos Energy, using Dept of Transport data

Electric vehicles

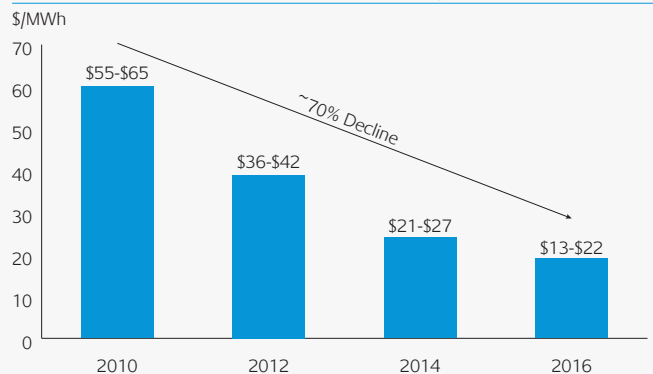
Growing demand for and penetration of Electric Vehicles (EVs) represents an emerging customer-led capex opportunity. Management teams have remarked that EVs are changing the investment landscape faster than expected. EVs are likely to require utilities to expand and enhance existing electric distribution networks. For example: laying wires to establish highway charging stations; and reinforcing existing networks for in-home charging.

To date utilities have appeared reluctant to invest in charging stations. Given the rapidly evolving backdrop, they are limiting themselves to small steps at this stage. PG&E Corporation (owned by the Fund) has been allowed to invest US\$130 million to install infrastructure to support 7,500 charging stations. Eversource Energy¹ has proposed investing US\$45 million to support approximately 4,000 charging points across the state of Massachusetts.

Wind power

Wind-powered electricity generation is becoming more cost-competitive due to improvements in technology. Longer blades and more efficient turbines are increasing the amount of wind energy that is converted into electricity. This has made the cost of wind generation competitive with the cost of producing electricity using modern combined-cycle gas-fired turbines (CCGTs). In fact, with the benefit of production tax credits, the all-in cost of wind (levelised cost of electricity) can in certain regions be cheaper than the variable cost (fuel plus operating & maintenance costs) of CCGTs.

Declining cost of wind-powered electricity generation



Source: NextEra Energy, Dept of Energy 2015 Wind Technologies Market Report.

This is becoming a compelling proposition for customers. Utilities are now adding wind generation to their rate base (some for the first time) to take advantage of this. Earlier this year AEP announced they were looking to add a 2 gigawatt wind farm² to the rate base of two of their utilities. Coupled with the build-out of a large transmission line, this US\$4.5 billion project³ is significant for the company. It is projected to deliver US\$2.5 billion in customer savings over the first decade of operation.

¹ Previously owned by the Fund, recently divested.

² This will be the largest wind farm in America and compares to a total of 81 gigawatts of wind capacity in the US as at December 2016.

³ This compares to AEP's total rate base of US\$35.5 billion and annual capex of US\$6 billion (2017-2020)

Convergence in an over-the-top⁴ (OTT) world

It seems foreign to think back to the time when you couldn't watch an episode of your favourite TV show or part of a movie on your smartphone or tablet. The convergence of the technology, media and telecom (TMT) industries is gathering pace and companies are moving strategically to ensure they remain relevant in the OTT world.

Wireless carriers (or telcos) are moving into media content production (AT&T's bid for Time Warner); television studios are investing in distribution (Fox relaunching Hulu, CBS' success with Showtime); and everyone, including traditional cable & satellite distributors, has a mobile app-based viewing platform. Non-traditional companies such as Apple, Amazon and Facebook are investing in their own content too – it is a great time to be a viewer!

These moves have been triggered by the ease with which consumers today can access high-quality, well-produced video anywhere there is an internet connection. Google believes that 60% of YouTube viewing time is conducted on tablets or mobile devices. Facebook claims almost two-thirds of users return to its app every day. This trend has and will continue to disrupt business models.

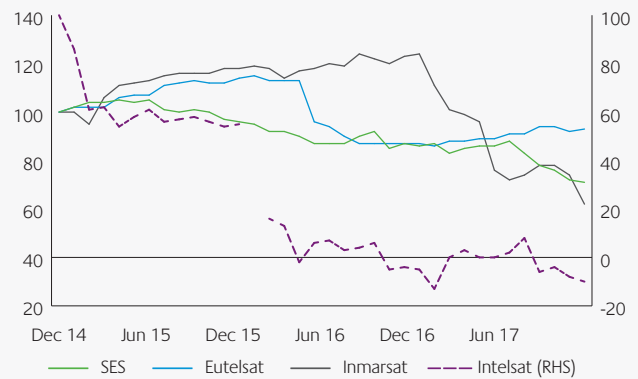
The winners from these structural changes are the communications infrastructure companies that provide the wireless networks. What started with email, webpages and simple maps has evolved into the provision of cinema-quality video content. As consumers become accustomed to the convenience of video consumption on the move, demand for high speed data networks continues to grow. US wireless carrier Verizon explained that the reason for re-introducing unlimited data plans was to improve their customer growth, after peers launched similar promotions.

For infrastructure investors this reinforces the essential service nature of towers. Companies such as American Tower and Crown Castle (both owned by the Fund) are well placed to benefit from future network investment from carriers.

Legacy video distribution channels such as cable or satellite Pay TV companies are at risk of being disrupted. The days of distributors bundling up content for a package is now less relevant as customers can buy directly from TV studios, without lengthy lock-in contracts.

As viewing moves online and away from traditional platforms (such as satellite TV channels), marginal TV channels are becoming obsolete. Distributors are investing less in satellite capacity and in some cases even starting to return transponders. Satellite operators are in an earnings downgrade cycle, as growth expectations have moderated from low-growth to no-growth. The most recent share price declines may reflect market consensus beginning to price in negative-growth. (The Fund has not owned satellite stocks since mid-2015).

Listed Satellite earnings expectations



Source: Bloomberg, Colonial First State Global Asset Management/First State Investments.
BEst Net Income blended forwards 24 months, rebased to Dec 2014.

5G is coming, but not as you think

The technology sector innovates relentlessly. Just as we had become accustomed to 4G mobile technology, the industry is now discussing 5G. The tower industry has benefitted richly from the first four generations of mobile technology, as faster data networks catalysed a virtuous cycle of greater data (and leasing⁵) demand. Is this structural growth story intact or will potential changes to network architecture affect future demand for tower leases?

Here's what we know about 5G today:

- it aims to provide more bandwidth at lower latency (ie, videos should load faster and with less delay)
- there are no formal standards yet, with an expected timeframe of 2019-20
- initial deployments are expected to use higher frequency spectrum
- it is likely be complementary to, rather than a replacement of, 4G LTE.


⁴ Over-the-top refers to video that is delivered through the internet to a consumer's screen, rather than via a proprietary network such as cable, satellite or terrestrial.

⁵ Towers lease physical space to telcos to install radios and antenna. Contracts in the US are typically five to fifteen years with annual escalators of two to four percent.

Materially shorter download times with 5G

Cellnex's Positioning in a 5G World
 What does 5G mean to Cellnex?

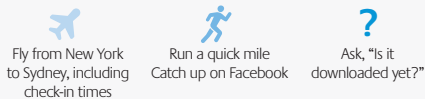
Operators have invested more than €100Bn in network deployments over the last 5 years...



How long would it take to download the two-hour-long "Guardians of the Galaxy"?



What you could do while waiting



...download speed x26,000

Source: Cellnex

Initial deployments are likely to be on higher frequency bands due to their availability. All other things being equal, these frequencies do not travel as far as the low- and mid-band spectrum that is used today. This change will require networks to be denser, with cell sites closer together.

At the same time as deploying additional equipment on towers, carriers have been busy rolling out small cells⁶ as part of their network architecture. Small cells should feature in 5G deployments, through their proximity to mobile users, thus it is fair to expect they will take a share of the capex budget currently reserved for traditional ("macro") towers. Crown Castle is well placed to benefit from this change, following their numerous investments in small cell fibre.

We expect that macro towers will continue to be an important part of wireless networks, given their lower cost⁷ of deployment relative to small cells. We also expect they will be well placed to benefit from incremental leasing demand, once 5G is developed on low- to mid-band spectrum.

Crown Castle small cell deployment in Manhattan



Source: Colonial First State Global Asset Management/First State Investments

Conclusion

Infrastructure assets have high barriers to entry and operate from privileged positions, providing essential services. This suggests customers are typically captive with limited bargaining power.

From my recent travels however, it is apparent that the trends impacting infrastructure (utility capex, satellite demand, wireless infrastructure) are strongly influenced by the customer.

⁶ Small cells typically involve a fibre connection that allows a cabinet and antenna to be deployed on a utility pole, building or traffic light.

⁷ Macro towers typically propagate cellular signals over a longer distance than a small cell. Thus, a carrier needs to deploy multiple small cells to cover the same area as one macro tower.

Disclaimer

This document is directed at persons of a professional, sophisticated, institutional or wholesale nature and not the retail market.

This document has been prepared for general information purposes only and is intended to provide a summary of the subject matter covered. It does not purport to be comprehensive or to give advice. The views expressed are the views of the writer at the time of issue and may change over time. This is not an offer document, and does not constitute an offer, invitation, investment recommendation or inducement to distribute or purchase securities, shares, units or other interests or to enter into an investment agreement. No person should rely on the content and/or act on the basis of any matter contained in this document.

This document is confidential and must not be copied, reproduced, circulated or transmitted, in whole or in part, and in any form or by any means without our prior written consent. The information contained within this document has been obtained from sources that we believe to be reliable and accurate at the time of issue but no representation or warranty, express or implied, is made as to the fairness, accuracy or completeness of the information. We do not accept any liability for any loss arising whether directly or indirectly from any use of this document.

References to "we" or "us" are references to Colonial First State Global Asset Management (CFSGAM) which is the consolidated asset management division of the Commonwealth Bank of Australia ABN 48 123 123 124. CFSGAM includes a number of entities in different jurisdictions, operating in Australia as CFSGAM and as First State Investments (FSI) elsewhere.

Past performance is not a reliable indicator of future performance.

Reference to specific securities (if any) is included for the purpose of illustration only and should not be construed as a recommendation to buy or sell. Reference to the names of any company is merely to explain the investment strategy and should not be construed as investment advice or a recommendation to invest in any of those companies. Commonwealth Bank of Australia (the "Bank") and its subsidiaries are not responsible for any statement or information contained in this document. Neither the Bank nor any of its subsidiaries guarantee the performance of the Company or the repayment of capital by the Company. Investments in the Company are not deposits or other liabilities of the Bank or its subsidiaries, and the Company is subject to investment risk, including loss of income and capital invested.

Hong Kong and Singapore

In Hong Kong, this document is issued by First State Investments (Hong Kong) Limited and has not been reviewed by the Securities & Futures Commission in Hong Kong. In Singapore, this document is issued by First State Investments (Singapore) whose company registration number is 196900420D. First State Investments and First State Stewart Asia are business names of First State Investments (Hong Kong) Limited. First State Investments (registration number 53236800B) and First State Stewart Asia (registration number 53314080C) are business divisions of First State Investments (Singapore).

Australia

In Australia, this document is issued by Colonial First State Asset Management (Australia) Limited AFSL 289017 ABN 89 114 194311.

United Kingdom and European Economic Area ("EEA")

In the United Kingdom, this document is issued by First State Investments (UK) Limited which is authorised and regulated in the UK by the Financial Conduct Authority (registration number 143359). Registered office: Finsbury Circus House, 15 Finsbury Circus, London, EC2M 7EB, number 2294743.

Outside the UK within the EEA, this document is issued by First State Investments International Limited which is authorised and regulated in the UK by the Financial Conduct Authority (registration number 122512). Registered office 23 St. Andrew Square, Edinburgh, Midlothian EH2 1BB number SC079063.

Middle East

In certain jurisdictions the distribution of this material may be restricted. The recipient is required to inform themselves about any such restrictions and observe them. By having requested this document and by not deleting this email and attachment, you warrant and represent that you qualify under any applicable financial promotion rules that may be applicable to you to receive and consider this document, failing which you should return and delete this e-mail and all attachments pertaining thereto.

In the Middle East, this material is communicated by First State Investments International Limited which is regulated in Dubai by the DFSA as a Representative Office.

Kuwait

If in doubt, you are recommended to consult a party licensed by the Capital Markets Authority ("CMA") pursuant to Law No. 7/2010 and the Executive Regulations to give you the appropriate advice. Neither this document nor any of the information contained herein is intended to and shall not lead to the conclusion of any contract whatsoever within Kuwait.

UAE – Dubai International Financial Centre (DIFC)

Within the DIFC this material is directed solely at Professional Clients as defined by the DFSA's COB Rulebook.

UAE (ex-DIFC)

By having requested this document and / or by not deleting this email and attachment, you warrant and represent that you qualify under the exemptions contained in Article 2 of the Emirates Securities and Commodities Authority Board Resolution No 37 of 2012, as amended by decision No 13 of 2012 (the "Mutual Fund Regulations"). By receiving this material you acknowledge and confirm that you fall within one or more of the exemptions contained in Article 2 of the Mutual Fund Regulations.

Copyright © (2017) Colonial First State Group Limited

All rights reserved.